



The
Greenbrier[®]
AMERICA'S RESORT

MEETING PLANNER GUIDE

The tradition of “America’s Resort™” dates back to 1778, when guests first came to White Sulphur Springs to “take the waters” of the iconic mineral springs that run through the property. The 11,000-acre estate features 710 Signature Resort Rooms, Classic and Historic Suites, Legacy Cottages and Estate Homes.

More than 55 indoor and outdoor activities are available to guests, providing entertainment for all ages and interests in every season. Some of the most popular adventures include fishing, horseback riding, falconry, off-road driving, golf and indoor and outdoor tennis. The full-service, 40,000-square-foot mineral spa is widely recognized as one of the most luxurious in the world.

The Greenbrier Retail Collection is comprised of 35 boutiques and shops, including seven artisan shops with handmade crafts from local artists.

The Greenbrier Dining Collection includes 20 restaurants, cafes and lounges, serving award-winning cuisine prepared by internationally recognized chefs. The legendary Main Dining Room has been serving breakfast and dinner to guests since 1913.

The Casino Club at The Greenbrier is America’s only private casino, featuring 180 state-of-the-art slot machines, 30 table games and sports wagering at the FanDuel Sportsbook - in a smoke-free, upscale environment.

A newly renovated Conference Center provides the perfect location to stage meetings of all sizes in a facility that matches the legacy of America’s Resort. State-of-the-art technology is combined with unique Dorothy Draper design to create a functional and memorable setting for work to be completed.

Golf at The Greenbrier dates back more than a century. The Old White Course, a CB Macdonald masterpiece, debuted in 1914 and was an annual stop on the PGA TOUR from 2010 through 2019. A newly redesigned Meadows Course combines unparalleled mountain views with signature stacked sod bunkers. The Greenbrier Course, which hosted both the Ryder Cup (1979) and Solheim Cup (1994), is currently operating as a nine-hole course, and The Ashford Short Course gives golfers the opportunity to work on their short games on a 9-hole, par-3 walking course.

Major events at The Greenbrier each year include The Greenbrier Champions Tennis Classic (fall) and The Greenbrier Concours d’Elegance (spring). The Greenbrier has also hosted professional sports organizations such as the PGA TOUR, LIV Golf, the National Football League, World Team Tennis and world-class equestrian events.



Getting to The Greenbrier

HAS NEVER BEEN EASIER

Located in the Allegheny Mountains of West Virginia, The Greenbrier is conveniently situated within a 500-mile radius of most of the East Coast, including New York, Cleveland, Indianapolis and Atlanta. America's Resort™ is less than a 5-hour drive from Charlotte, Washington, D.C., Baltimore and Pittsburgh.

SCENIC DRIVE

From Interstate 64, The Greenbrier is located less than five miles off of Exit 175 (East) or 181 (West) on Route 60.

COMMERCIAL FLIGHTS

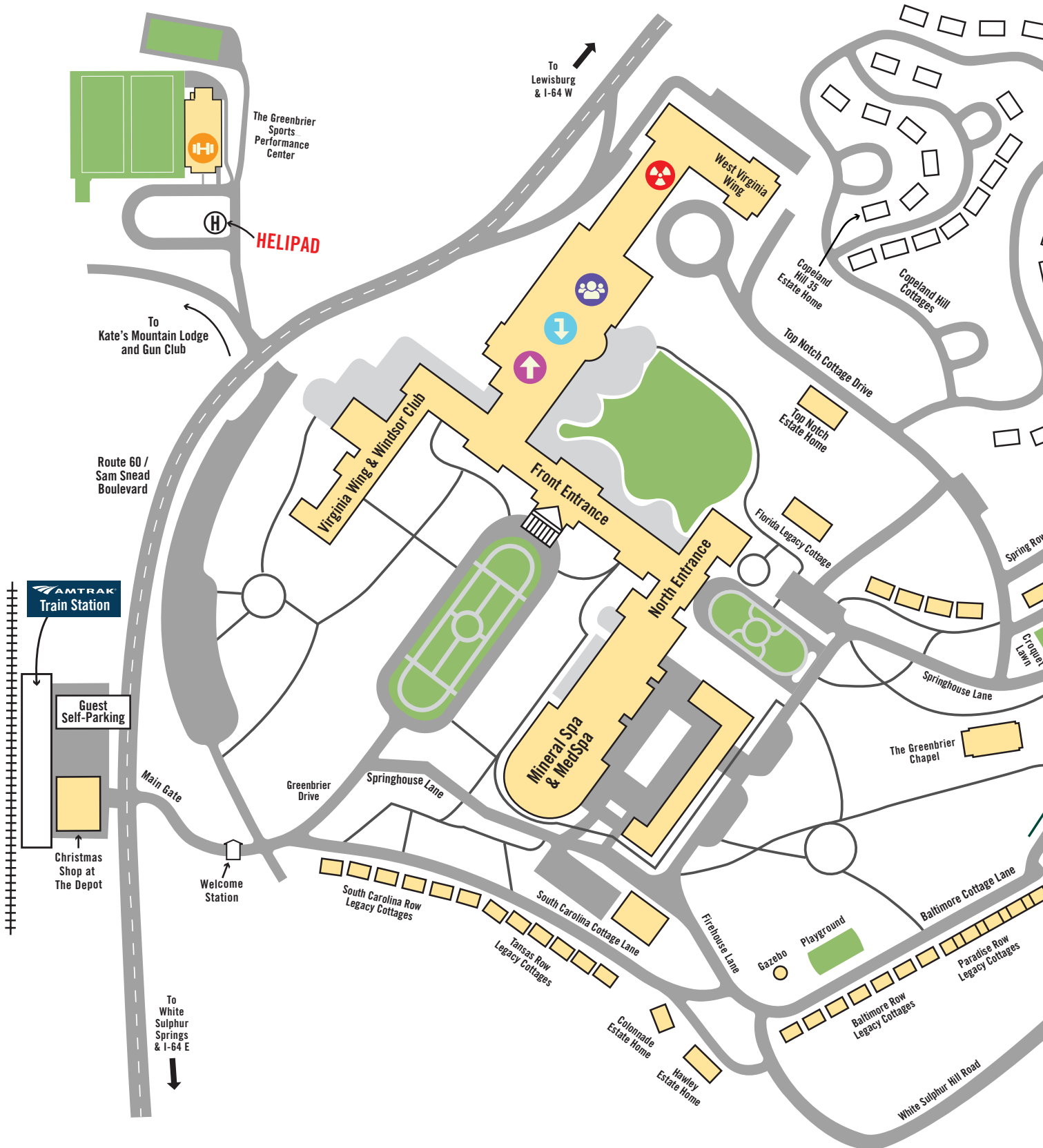
Daily direct flights are available via Contour Airlines via American Airlines to Greenbrier Valley Airport (LWB), 15 minutes from The Greenbrier, from Charlotte-Douglas International Airport (CLT). Other major airports convenient to The Greenbrier include Roanoke, Va. (ROA, 75 minutes), Charleston, W.Va. (CRW, 85 minutes) and Beckley, W.Va. (BKW, 50 minutes), with service provided by major carriers and shuttle service to The Greenbrier available.

HISTORIC TRAIN SERVICE ON AMTRAK

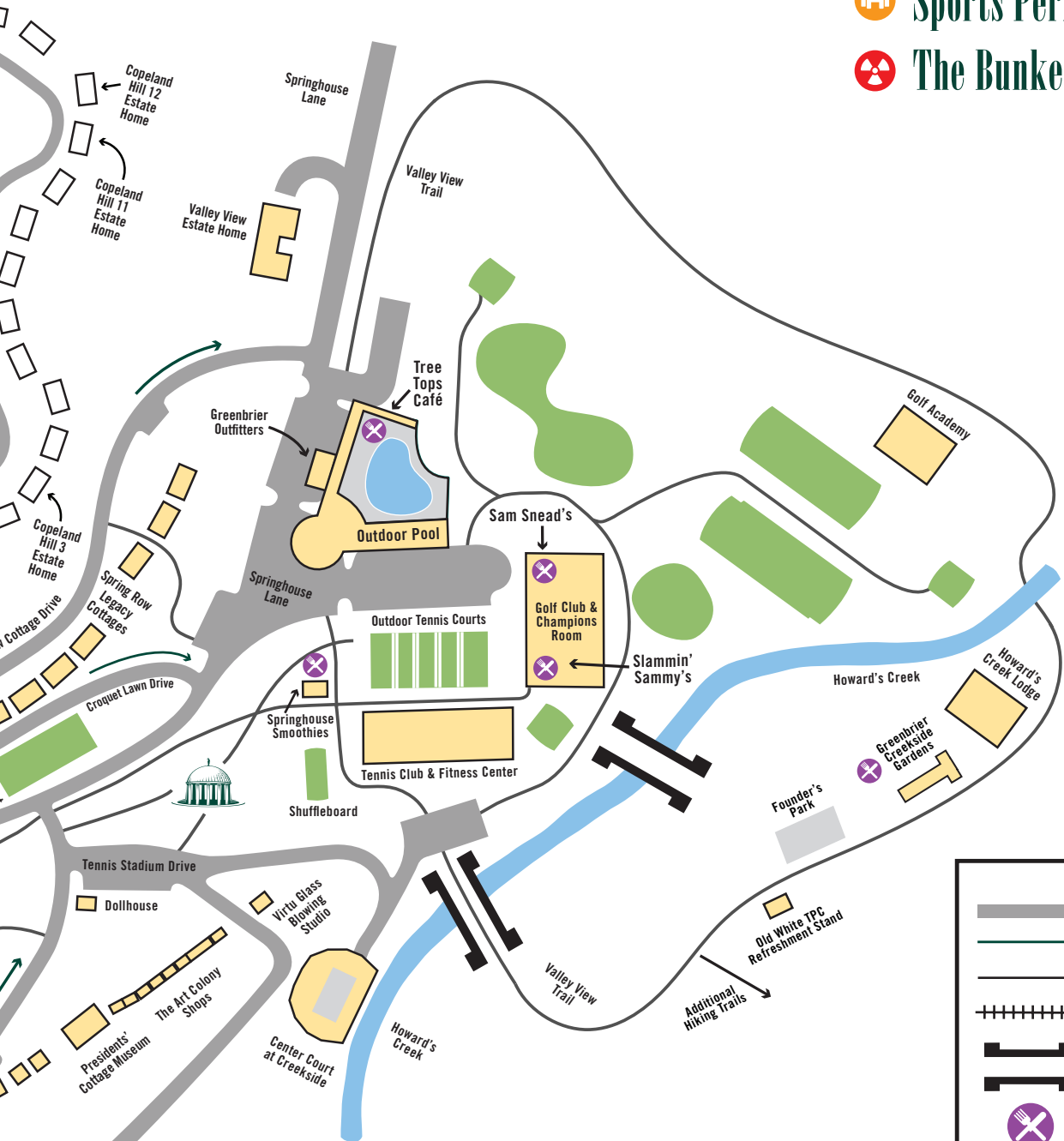
Amtrak's Cardinal Route travels from New York's Penn Station to Chicago's Union Station three times per week with a stop in White Sulphur Springs, directly across the street from The Greenbrier's main entrance. To book, visit Amtrak.com.











Estate Map



-  Conference Center
-  Lower Level
-  Upper Level
-  Sports Performance Center
-  The Bunker



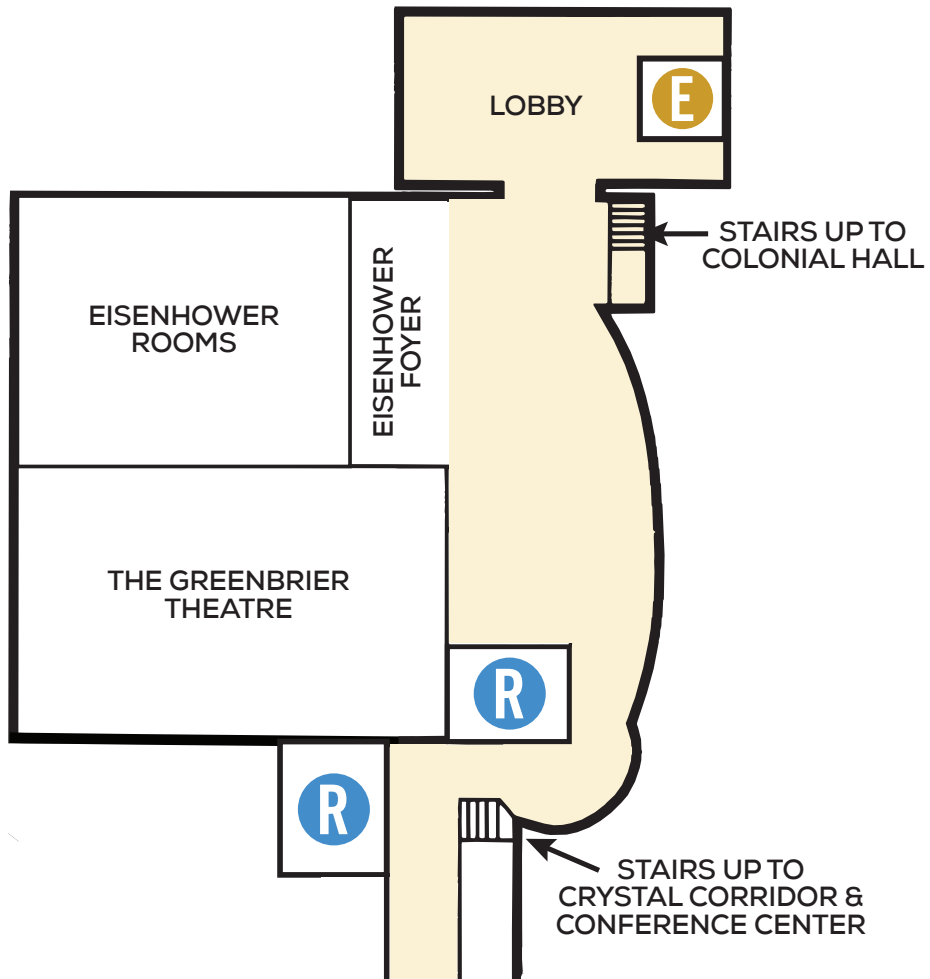
	ROAD
	ONE WAY
	WALKING PATH & TRAIL
	RAILROAD TRACKS
	BRIDGE
	DINING
	SPRINGHOUSE



1 Lower Level

Function Space	Sq. Ft.	Dimensions L x W x H	Capacity (Theater)	Capacity (Conference)	Capacity (U-Shape)	Capacity (Cocktail)	Capacity (Banquet)
Eisenhower A	1,800	30' x 60' x 11' 6"	100	40	48	125	100
Eisenhower B	1,800	30' x 60' x 11' 6"	100	40	48	125	100
Eisenhower C	1,800	30' x 60' x 11' 6"	100	40	48	125	100
Eisenhower AB	3,600	60' x 60' x 11' 6"	200	50	65	300	250
Eisenhower BC	3,600	60' x 60' x 11' 6"	200	50	65	300	250
Eisenhower ABC	5,400	90' x 60' x 11' 6"	450	65	76	600	400
Eisenhower Foyer	4,500	90' x 70' x 11' 6"	-	-	-	400	200
The Greenbrier Theatre	4,256	56' x 76' x 16'	300	-	-	-	-

To West Virginia Wing Rooms,
Exhibit Hall, Bunker Meeting Rooms
and The Greenbrier Clinic



↑ Upper Level

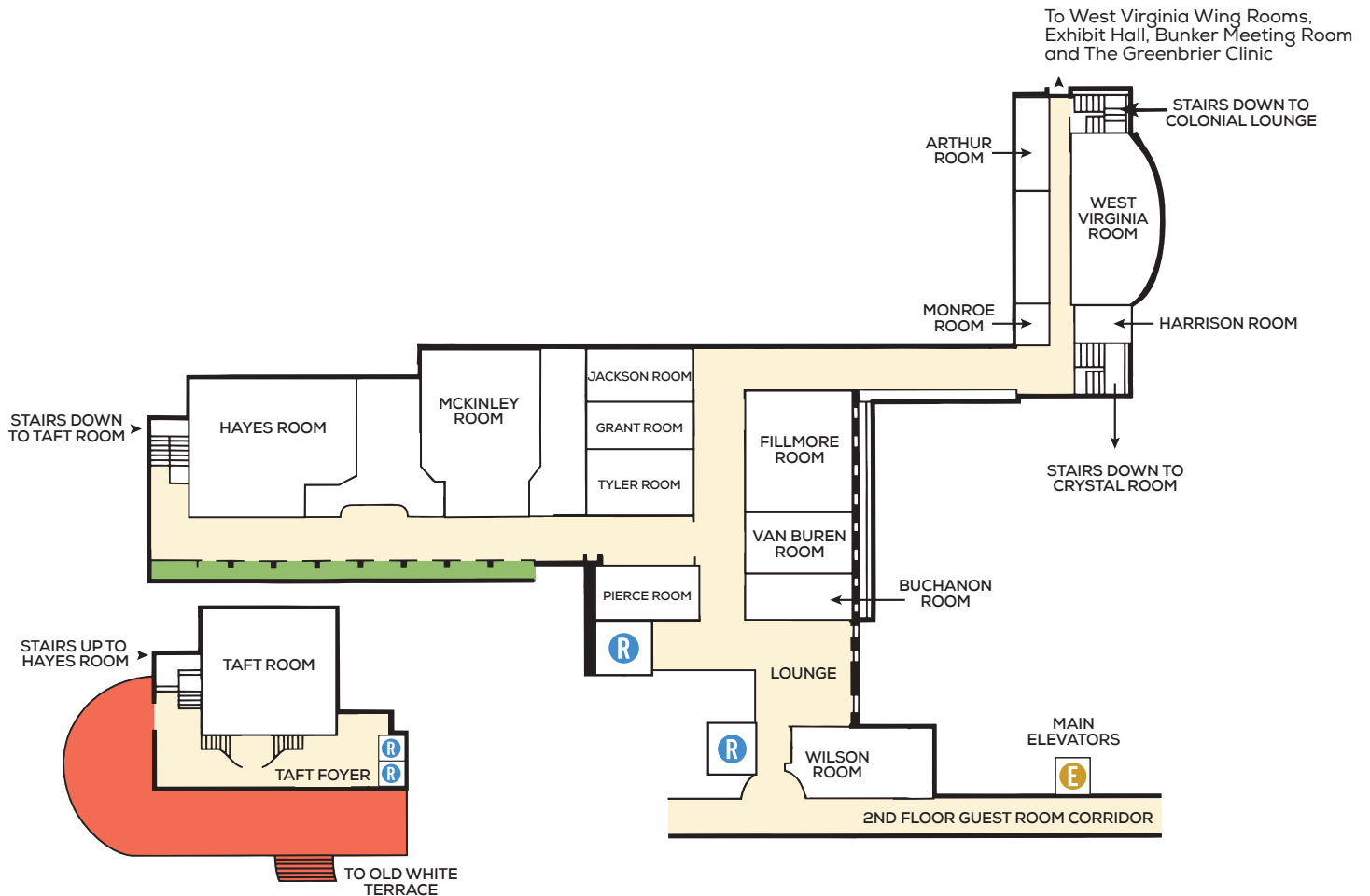
Function Space	Sq. Ft.	Dimensions L x W x H	Capacity (Theater)	Capacity (Conference)	Capacity (U-Shape)	Capacity (Cocktail)	Capacity (Banquet)
Cameo Ballroom	2,604	45' x 62' x 15' 9"	300	50	65	400	250
Chesapeake Bay	1,269	47' x 27' x 12' 5"	100	30	35	125	70
Chesapeake Terrace	1,827	29' x 63'	-	-	-	300	160
Chesapeake Room	5,472	72' x 76' x 22'	550	60	84	600	360
Colonial Hall	16,128	112' x 144' x 22'	1,600	-	-	2,000	1,100
Colonial Lounge	1,632	24' x 68' x 25'	-	-	-	125	70
Colonial Terrace	13,420	110' x 122'	-	-	-	600	340
Crystal Room	3,040	80' x 38' x 19' 6"	230	50	70	200	160
Spring Room	544	17' x 32' x 15' 9"	44	24	-	100	40
Tea Garden	602	43' x 14' x 19' 6"	60	24	-	80	40
Washington Room	390	30' x 13' x 13'	34	20	-	40	20

To West Virginia Wing Rooms,
Exhibit Hall, Bunker Meeting Rooms
and The Greenbrier Clinic

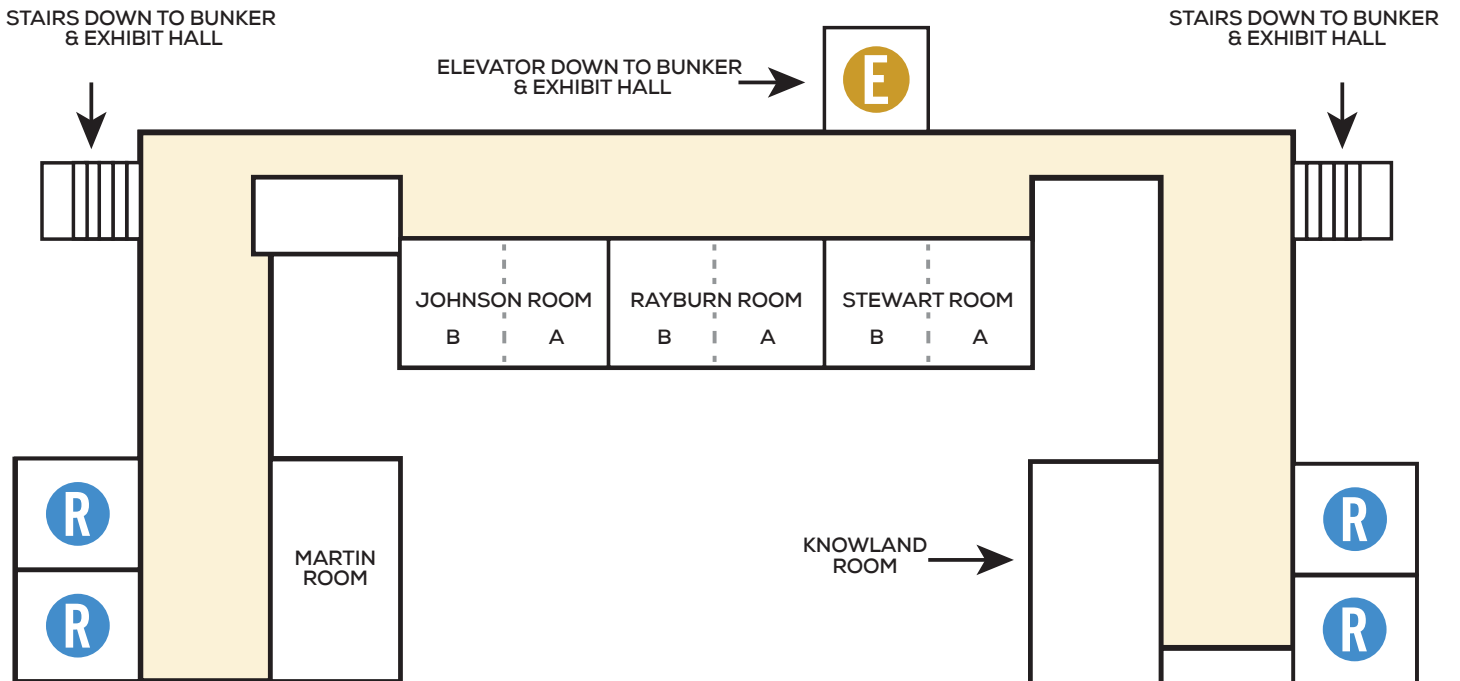


Conference Center

Function Space	Sq. Ft.	Dimensions L x W x H	Capacity (Theater)	Capacity (Conference)	Capacity (U-Shape)	Capacity (Cocktail)	Capacity (Banquet)
Arthur Room	250	25' x 10' x 9'	24	10	-	25	16
Buchanan Room	377	29' x 13' x 8' 6"	25	20	16	24	24
Fillmore & Van Buren Rooms	1,568	32' x 49' x 8' 6"	70	30	30	225	80
Fillmore Room	1,152	32' x 36' x 8' 6"	50	18	24	125	70
Grant Room	488	32' x 14' x 8' 6"	25	20	-	30	24
Harrison Room	160	16' x 10' x 9'	-	6	-	-	-
Hayes Room	1,470	49' x 30' x 14'	90	32	34	200	100
Jackson Room	416	32' x 12' x 8' 6"	26	20	-	30	24
McKinley Room	1,330	35' x 38' x 14'	80	28	36	125	80
Monroe Room	100	10' x 10' x 8' 6"	-	6	-	-	-
Pierce Room	512	32' x 16' x 8' 6"	30	20	0	30	24
Taft Foyer	968	16' x 60' x 14'	-	-	-	60	40
Taft Room	1,813	49' x 36' x 14'	130	30	32	125	120
Tyler Room	601	32' x 19' x 8' 6"	30	20	-	40	30
Van Buren Room	416	32' x 13' x 8' 6"	24	20	-	30	20
West Virginia Room	1,269	47' x 27' x 9'	80	34	35	100	70
Wilson Room	570	30' x 19' x 8' 9"	24	20	-	30	24

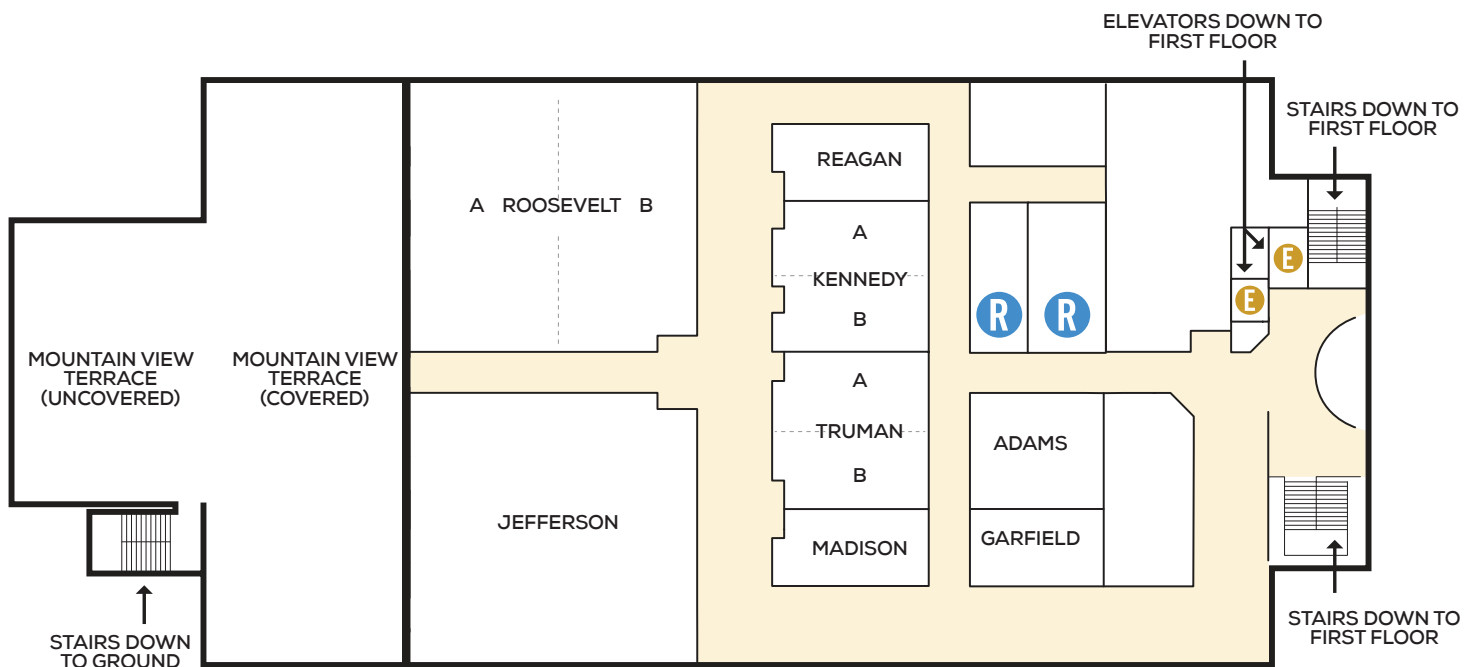


Function Space	Sq. Ft.	Dimensions L x W x H	Capacity (Theater)	Capacity (Conference)	Capacity (U-Shape)	Capacity (Cocktail)	Capacity (Banquet)
Culinary Arts Center	4,900	70' x 70' x 8'6"	160	-	-	300	250
Exhibit Hall	16,554	89' x 186'	-	-	-	2000	550
Governor's Hall	4,056	78' x 52' x 9' 6"	326	-	-	-	-
Johnson Room A	253	18' x 14' x 8'	28	16	-	24	20
Johnson Room A & B	465	14' x 33' x 8'	48	26	-	50	40
Johnson Room B	208	14' x 14' x 8'	24	12	-	20	20
Martin Room	595	18' x 36' x 8'	60	30	24	60	40
Mountaineer Room	1,161	43' x 27' x 8' 6"	97	-	-	-	-
Knowland Room	595	18' x 36' x 8'	60	30	24	60	40
Rayburn Room A	239.7	14' x 17' x 8'	20	14	-	20	20
Rayburn Room A & B	479.4	14' x 34' x 8'	48	26	-	50	40
Rayburn Room B	239.7	14' x 17' x 8'	20	14	-	20	20
Stewart Room A	208	14' x 14' x 8'	24	12	-	20	20
Stewart Room A & B	465	14' x 33' x 8'	48	26	-	50	40
Stewart Room B	253	18' x 14' x 8'	24	12	-	20	20



Sports Performance Center

Function Space	Sq. Ft.	Dimensions L x W x H	Capacity (Theater)	Capacity (Conference)	Capacity (U-Shape)	Capacity (Cocktail)	Capacity (Banquet)
Adams	672	27' x 24' x 12'	80	20	24	60	40
Jefferson	3,190	58' x 56' x 15'	390	52	67	350	250
Kennedy AB	980	31' x 31' x 12'	108	24	34	100	56
Kennedy A	490	31' x 15' x 12'	54	12	16	50	24
Kennedy B	490	31' x 15' x 12'	54	12	16	50	24
Madison	528	31' x 16' x 12'	54	12	16	50	24
Mountain View Terrace	7,221	-	-	-	-	825	550
Mountain View Terrace (Covered)	5,038	119' x 42' x 15'	-	-	-	600	400
Mountain View Terrace (Uncovered)	2,183	59' x 37'	-	-	-	225	150
Reagan	495	31' x 15' x 12'	54	12	16	50	24
Roosevelt	3,190	57' x 59' x 15'	300	48	68	200	112
Roosevelt A	1,595	28' x 28' x 15'	150	24	34	100	56
Roosevelt B	1,595	28' x 28' x 15'	150	24	34	100	56
Truman	1,056	31' x 30' x 12'	108	24	34	100	56
Truman A	528	31' x 15' x 12'	54	12	16	50	24
Truman B	528	31' x 15' x 12'	54	12	16	50	24



Additional Areas

Function Space	Sq. Ft.	Dimensions L x W x H	Capacity (Theater)	Capacity (Conference)	Capacity (U-Shape)	Capacity (Cocktail)	Capacity (Banquet)
Champions Room	2,835	45' x 63' x 10' 4"	200	35	45	200	170
Founder's Park	16,891	127' x 133'	-	-	-	1,200	550
Golf Academy	5,696	89' x 64' x 10' 5"	100	-	-	100	70
Gun Club	528	33' x 16' x 9'	24	20	-	40	30
Howard's Creek Lodge	1,568	28' x 56' x 11' 6"	125	36	34	200	80
Kate's Mountain Lodge	2,883	39' x 73' x 13'	100	30	-	200	90
Outdoor Pool	400	-	-	-	-	175	150
Prime 44 Vineyard	616	22' x 28' x 9'	60	18	-	75	40
Prime 44 Vineyard Lounge	450	30' x 15' x 9'	-	-	-	40	20
Rhododendron Terrace	4,000	100' x 40'	-	-	-	400	200



Additional Information

SCAN THE QR CODES TO LEARN MORE



GENERAL
OVERVIEW



ACCOMMODATIONS



ACTIVITIES



TRANSPORTATION



FAST FACTS



THE GREENBRIER
CLINIC



DINING
COLLECTION



DRESS CODE



THE CASINO
CLUB



GOLF



MEETING &
EVENT SPACES



RETAIL
COLLECTION



MINERAL SPA



BUNKER
OVERVIEW



HISTORY

For more information or to discuss the needs of your group, please contact:

Greg Furlong

Vice President of Sales & Event Services

Direct – (304) 536-4903 Mobile – (304) 661-5166

greg_furlong@greenbrier.com